
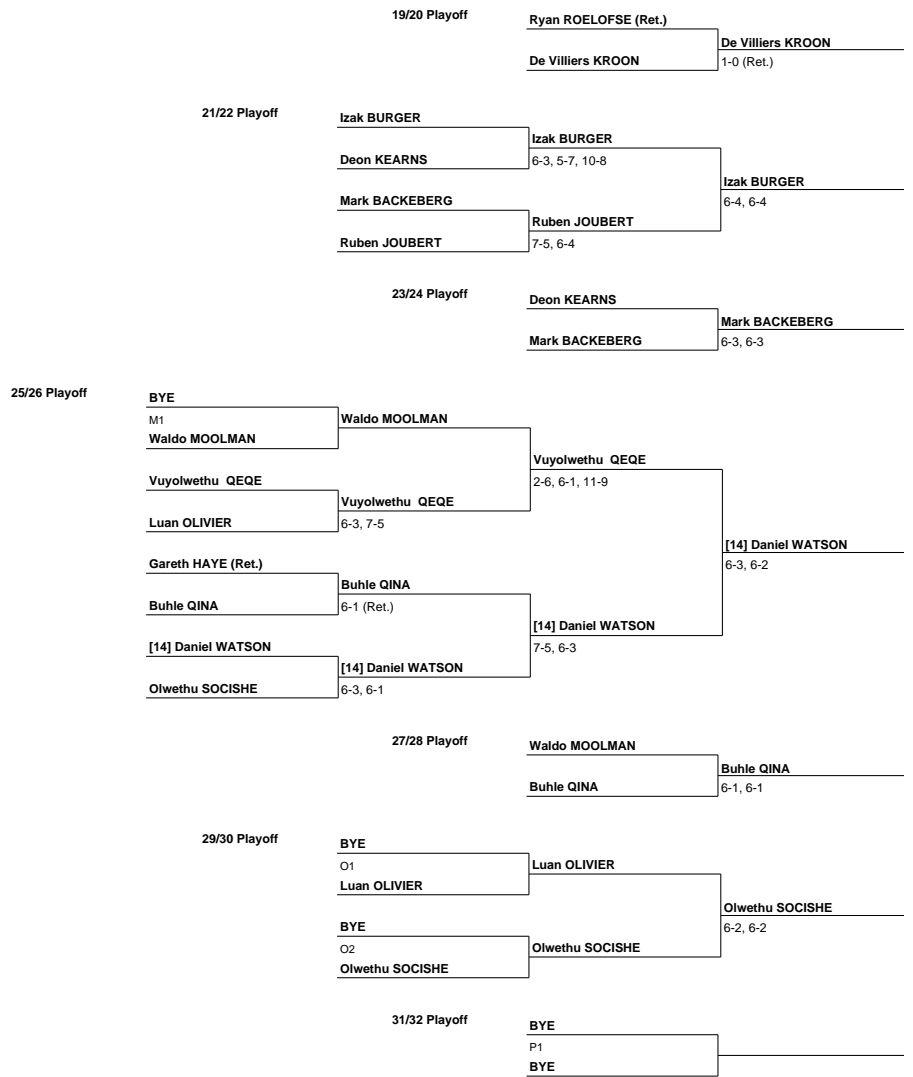


# 202054 GROWTHPOINT Winelands Super 8


## MS

Main Draw									
1									
2									
3	TSA048603	Winel							
4	TSA751062	Winel							
5	TSA040427	MPUN							
6	TSA031561								
7									
8	TSA011478	NW							
9	TSA021190								
10									
11	TSA062078	Winel							
12	TSA021268	NW							
13	TSA031234	GC							
14	TSA691055	Winel							
15									
16	TSA030207	WP							
17	TSA031304	FS							
18									
19	TSA030625	NW							
20	TSA001567	Winel							
21	TSA031721	EP							
22	TSA048438	Winel							
23									
24	TSA010130	MPUN							
25	TSA021159	WP							
26									
27	TSA831004	FS							
28		EDEN							
29	TSA049171	WP							
30	TSA031659	Winel							
31									
32	TSA047794	WP							
33	TSA030656	Winel							
34									
35	TSA011591	WP							
36	TSA031557	EP							
37	TSA881182	WP							
38	TSA048602	WP							
39									
40	TSA040607	WP							
41	TSA001315	KZN							
42									
43	TSA031312	WP							
44	TSA021412	EP							
45	TSA020531	WP							
46	TSA031553								
47									
48	TSA030063	Winel							
49	TSA040168								
50									
51	TSA760108	NW							
52	TSA001514	Winel							
53	TSA690025	Winel							
54	TSA021374	FS							
55									
56	TSA048601	KZN							
57	TSA031337	Balea							
58									
59	TSA010862	WP							
60	TSA040156	Winel							
61	TSA049085	Winel							
62	TSA031555								
63									
64	TSA030893	WP							





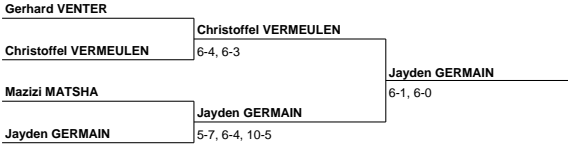
33/34 Playoff



35/36 Playoff



37/38 Playoff



39/40 Playoff



Jean-Pierre VISAGIE	Jean-Pierre VISAGIE	
Abraham SPIES	6-1, 6-3	
Luc DE MARILLAC		Jean-Pierre VISAGIE
U2	Luc DE MARILLAC	6-2, 6-0
BYE		
hlelokuhle MATIKA		Hendrik LOUW
		6-3, 6-0
Luca FERREIRA	Luca FERREIRA	
	6-0, 6-0	
Hendrik LOUW		Hendrik LOUW
		6-1, 6-2
Ronan VRIES	Hendrik LOUW	
	6-0, 6-0	

Luc DE MARILLAC	Luc DE MARILLAC
Luca FERREIRA	Walkover

Abraham SPIES			
W1			
BYE	Abraham SPIES		
hilelokuhle MATIKA			Ronan VRIES
			6-0, 6-3
Ronan VRIES	Ronan VRIES		
	6-4, 7-6(9)		

BYE	
X1	hlelokuhle MATIKA
hlelokuhle MATIKA	

```

graph TD
    BYE1[BYE] --> Y1[BYE]
    BYE1 --> Y2[BYE]
    Y1 --> Y9[BYE]
    Y1 --> Y13[BYE]
    Y2 --> Y3[BYE]
    Y2 --> Y4[BYE]
    Y3 --> Y10[BYE]
    Y3 --> Y11[BYE]
    Y4 --> Y5[BYE]
    Y4 --> Y6[BYE]
    Y5 --> Y12[BYE]
    Y5 --> Y14[BYE]
    Y6 --> Y7[BYE]
    Y6 --> Y8[BYE]
    Y9 --- Y13
    Y10 --- Y11
    Y12 --- Y14
    Y13 --- Y11
    Y14 --- Y11
    Y11 --- Y15[BYE]
    Y15 --- Y16[BYE]
  
```

BYE

Z1

BYE

The diagram illustrates a 4x4 mesh network with 16 nodes and 24 links. The nodes are arranged in a 4x4 grid. The top row nodes are labeled BYE, AA1, BYE, and AA3. The second row nodes are BYE, AA2, BYE, and BYE. The third row nodes are AA1, AA2, AA3, and AA4. The bottom row nodes are AA1, AA2, AA3, and AA4. The links connect adjacent nodes horizontally and vertically. The diagram shows a complex interconnection pattern, including a central node (AA3) that is connected to multiple other nodes.

BYE	
AB1	
BYE	

57/58 Playoff



59/60 Playoff



61/62 Playoff



63/64 Playoff

