






2019124 GN Wilson Mini 3
BS 10

Box 1

				1.	2.	3.	4.	5.
TSA101322	GC		1. DU TOIT Tom		0-9	4-5	1-8	0-9
TSA091209	GE		2. PROTOPAPAS Gabriel	9-0		9-0	2-7	4-5
TSA121024	GN		3. FOURIE Etienne	5-4	0-9		2-7	1-8
TSA101263	GN		4. NEL Liam	8-1	7-2	7-2		7-2
TSA101032	GE		5. FOURIE Damian	9-0	5-4	8-1	2-7	

Standings	Points	Wins	Losses	Sets	Games
1. Liam NEL	8	4	0	4 - 0 (100%)	29 - 7 (80.56%)
2. Damian FOURIE	6	3	1	3 - 1 (75%)	24 - 12 (66.67%)
3. Gabriel PROTOPAPAS	4	2	2	2 - 2 (50%)	24 - 12 (66.67%)
4. Etienne FOURIE	2	1	3	1 - 3 (25%)	8 - 28 (22.22%)
5. Tom DU TOIT	0	0	4	0 - 4 (0%)	5 - 31 (13.89%)



Box 2

				1.	2.	3.	4.	5.
TSA081847	GC		1. FRASER Reinhardt		4-5	5-4	1-8	0-9
TSA101185	GE		2. ALEXANDER Kosma	5-4		5-4	0-9	2-7
TSA111174	GN		3. PILLAY Ephram-Simeon	4-5	4-5		2-7	0-9
TSA091102	GE		4. FOURIE Hayden	8-1	9-0	7-2		3-6
TSA091554	GN		5. PILLAY Zion-Judah	9-0	7-2	9-0	6-3	

Standings	Points	Wins	Losses	Sets	Games
1. Zion-Judah PILLAY	8	4	0	4 - 0 (100%)	31 - 5 (86.11%)
2. Hayden FOURIE	6	3	1	3 - 1 (75%)	27 - 9 (75%)
3. Kosma ALEXANDER	4	2	2	2 - 2 (50%)	12 - 24 (33.33%)
4. Reinhardt FRASER	2	1	3	1 - 3 (25%)	10 - 26 (27.78%)
5. Ephram-Simeon PILLAY	0	0	4	0 - 4 (0%)	10 - 26 (27.78%)








Box 3

				1.	2.	3.	4.	5.
TSA101238	GC		1. PIENAAR Kyle		2-7	4-5	6-3	6-3
TSA091362	GE		2. LAPIDOT shay	7-2		6-3	6-3	4-5
TSA111195	GN		3. MCCONNELL Aidan	5-4	3-6		7-2	3-6
TSA111203	GN		4. ALBERTS Levi	3-6	3-6	2-7		1-8
TSA101046	GN		5. MIJATOVIC Joshua	3-6	5-4	6-3	8-1	

Standings	Points	Wins	Losses	Sets	Games
1. shay LAPIDOT	6	3	1	3 - 1 (75%)	23 - 13 (63.89%)
2. Joshua MIJATOVIC	6	3	1	3 - 1 (75%)	22 - 14 (61.11%)
3. Aidan MCCONNELL	4	2	2	2 - 2 (50%)	18 - 18 (50%)
4. Kyle PIENAAR	4	2	2	2 - 2 (50%)	18 - 18 (50%)
5. Levi ALBERTS	0	0	4	0 - 4 (0%)	9 - 27 (25%)

Box 4

				1.	2.	3.	4.	5.
TSA091605	GC		1. DU TOIT Eckhardt		1-8	8-1	4-5	6-3
TSA101203			2. IGNJATOV Vladimir	8-1		6-3	4-5	8-1
TSA101255	GN		3. HALLER Ewan	1-8	3-6		5-4	5-4
TSA101210	GN		4. CONRADIE Christo	5-4	5-4	4-5		6-3
TSA111088	GN		5. FOURIE Regardt	3-6	1-8	4-5	3-6	

Standings	Points	Wins	Losses	Sets	Games
1. Vladimir IGNJATOV	6	3	1	3 - 1 (75%)	26 - 10 (72.22%)
2. Christo CONRADIE	6	3	1	3 - 1 (75%)	20 - 16 (55.56%)
3. Eckhardt DU TOIT	4	2	2	2 - 2 (50%)	19 - 17 (52.78%)
4. Ewan HALLER	4	2	2	2 - 2 (50%)	14 - 22 (38.89%)
5. Regardt FOURIE	0	0	4	0 - 4 (0%)	11 - 25 (30.56%)

1/2 Playoff

Liam NEL		
shay LAPIDOT	shay LAPIDOT	
shay LAPIDOT	7-2	
Zion-Judah PILLAY		shay LAPIDOT
		5-4
Vladimir IGNJATOV	Zion-Judah PILLAY	
	9-0	



3/4 Playoff

Liam NEL	
Vladimir IGNJATOV	Liam NEL 6-3

5/6 Playoff

Damian FOURIE	
Joshua MIJATOVIC	Joshua MIJATOVIC 8-1
Hayden FOURIE	
Christo CONRADIE	Joshua MIJATOVIC 5-4 Hayden FOURIE 5-4

7/8 Playoff

Damian FOURIE	
Christo CONRADIE	Damian FOURIE 8-1

9/10 Playoff

Gabriel PROTOPAPAS	
Aidan MCCONNELL	Aidan MCCONNELL 6-3
Kosma ALEXANDER	
Eckhardt DU TOIT	Kosma ALEXANDER 5-4 Kosma ALEXANDER 8-1

11/12 Playoff

Gabriel PROTOPAPAS	
Eckhardt DU TOIT	Gabriel PROTOPAPAS 5-4



13/14 Playoff

Etienne FOURIE		
Kyle PIENAAR	Kyle PIENAAR	
	9-0	
Reinhardt FRASER		Kyle PIENAAR
		8-1
Ewan HALLER	Ewan HALLER	
	5-4	

15/16 Playoff

Etienne FOURIE	
Reinhardt FRASER	Reinhardt FRASER
	Walkover

17/18 Playoff

BYE		
I1	BYE	
BYE		
	I3	
BYE		
I2	BYE	
BYE		

19/20 Playoff

BYE	
J1	
BYE	

