

2019063 CT ProKennex Winter  
GS 16

Main Draw

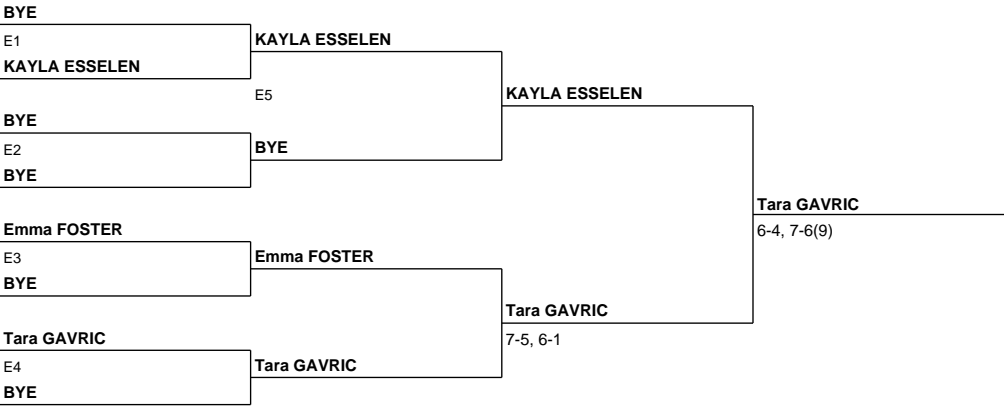
1	TSA051137	Winel	[1] Janke VILJOEN		
2			A1 BYE	[1] Janke VILJOEN	
3	TSA051231	Winel	 Jané LOUW		[1] Janke VILJOEN 6-3, 6-2
4	TSA050266	EDEN	 KAYLA ESSELEN	Jané LOUW 6-3, 6-4	
5	TSA051351	WP	[3] Lienke VAN BLOMMESTEIN		[1] Janke VILJOEN 6-3, 6-2
6			A3 BYE	[3] Lienke VAN BLOMMESTEIN	
7	TSA048294	Winel	Jean-Mari TERBLANCHE	A10	[3] Lienke VAN BLOMMESTEIN
8	TSA061300	Winel	Hanmaré MC ASLIN	BYE Not Played	
9	TSA048665	Winel	 Jessica GREYVENSTEYN		[2] Celina JOSEPH 6-2, 6-1
10	TSA048643	WP	 Emma FOSTER	Jessica GREYVENSTEYN 6-3, 6-4	
11			BYE	Jessica GREYVENSTEYN 7-6(1), 6-2	
12	TSA051280	Winel	A6  [4] Wilmien VOS	[4] Wilmien VOS	[2] Celina JOSEPH 0-6, 6-4, 6-0
13	TSA030234	Winel	Cheri SNYMAN		
14	TSA040601	WP	Tara GAVRIC	Cheri SNYMAN 6-2, 6-3	
15			BYE	[2] Celina JOSEPH 6-1, 6-2	
16	TSA061250	WP	A8  [2] Celina JOSEPH	[2] Celina JOSEPH	

Position 3-4	[3] Lienke VAN BLOMMESTEIN	Jessica GREYVENSTEYN
	Jessica GREYVENSTEYN	7-5, 6-0

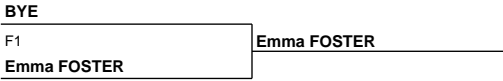
Position 5-8	Jané LOUW	
	C1 BYE	Jané LOUW
	[4] Wilmien VOS	[4] Wilmien VOS 6-1, 6-2
	Cheri SNYMAN	[4] Wilmien VOS 4-6, 6-1, 10-3

Position 7-8	BYE	
	D1 Cheri SNYMAN	Cheri SNYMAN

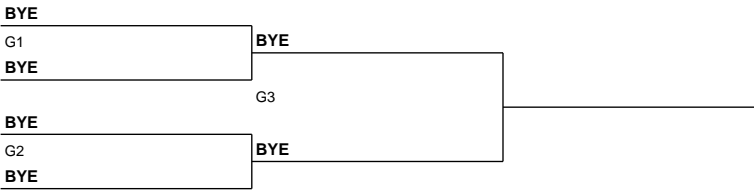
Position 9-16



Position 11-12



Position 13-16



Position 15-16

