

Kloppers Tennis Toernooi April 2019

Boys u/14

Box 1

| | 1. | 2. | 3. | 4. | 5. | 6. |
|----------------------------|-----|-----|-----|-----|-----|-----|
| 1. BRISLEY FREDERICH | | 6-3 | 8-1 | 9-0 | 3-6 | 3-6 |
| 2. LE ROUX Ewan | 3-6 | | 4-5 | 7-2 | 1-8 | 0-9 |
| 3. VAN DER HOVEN Zander | 1-8 | 5-4 | | 8-1 | 3-6 | 0-9 |
| 4. BEYTELL Johannes | 0-9 | 2-7 | 1-8 | | 0-9 | 0-9 |
| 5. LESHOELE Mpho | 6-3 | 8-1 | 6-3 | 9-0 | | 5-4 |
| 6. DU TOIT Lian | 6-3 | 9-0 | 9-0 | 9-0 | 4-5 | |

Standings

| | Points | Wins | Losses | Sets | Games |
|-------------------------|--------|------|--------|--------------|------------------|
| 1. Lian DU TOIT | 0 | 4 | 1 | 4 - 1 (80%) | 37 - 8 (82.22%) |
| 2. Mpho LESHOELE | 0 | 5 | 0 | 5 - 0 (100%) | 34 - 11 (75.56%) |
| 3. FREDERICH BRISLEY | 0 | 3 | 2 | 3 - 2 (60%) | 29 - 16 (64.44%) |
| 4. Zander VAN DER HOVEN | 0 | 2 | 3 | 2 - 3 (40%) | 17 - 28 (37.78%) |
| 5. Ewan LE ROUX | 0 | 1 | 4 | 1 - 4 (20%) | 15 - 30 (33.33%) |
| 6. Johannes BEYTELL | 0 | 0 | 5 | 0 - 5 (0%) | 3 - 42 (6.67%) |

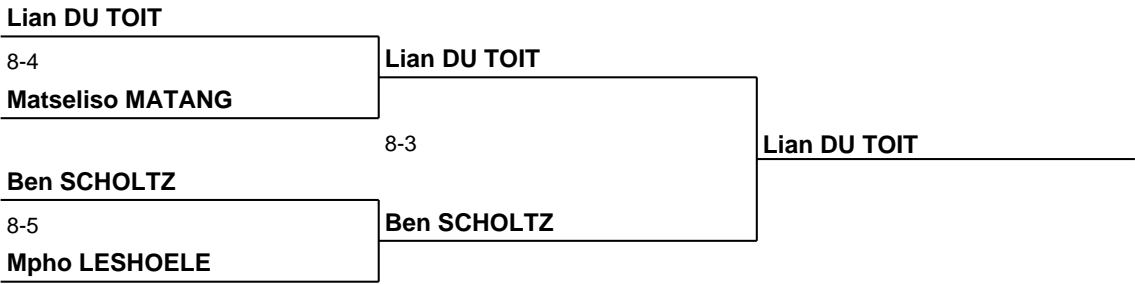
Box 2

| | 1. | 2. | 3. | 4. | 5. | 6. | 7. |
|--------------------------|-----|-----|-----|-----|-----|-----|-----|
| 1. OLIVIER Philip Jun | | 4-5 | 1-8 | 9-0 | 0-9 | 4-5 | 5-4 |
| 2. FERREIRA Martin | 5-4 | | 2-7 | 6-3 | 0-9 | 2-7 | 1-8 |
| 3. MATANG Matseliso | 8-1 | 7-2 | | 9-0 | 1-8 | 9-0 | 5-4 |
| 4. DEALE Willie | 0-9 | 3-6 | 0-9 | | 0-9 | 0-9 | 0-9 |
| 5. SCHOLTZ Ben | 9-0 | 9-0 | 8-1 | 9-0 | | 7-2 | 6-3 |
| 6. BARNARD Tian | 5-4 | 7-2 | 0-9 | 9-0 | 2-7 | | 1-8 |
| 7. DELPORT Van Zyl | 4-5 | 8-1 | 4-5 | 9-0 | 3-6 | 8-1 | |

Standings

| | Points | Wins | Losses | Sets | Games |
|-----------------------|--------|------|--------|----------------|------------------|
| 1. Ben SCHOLTZ | 0 | 6 | 0 | 6 - 0 (100%) | 48 - 6 (88.89%) |
| 2. Matseliso MATANG | 0 | 5 | 1 | 5 - 1 (83.33%) | 39 - 15 (72.22%) |
| 3. Van Zyl DELPORT | 0 | 3 | 3 | 3 - 3 (50%) | 36 - 18 (66.67%) |
| 4. Tian BARNARD | 0 | 3 | 3 | 3 - 3 (50%) | 24 - 30 (44.44%) |
| 5. Philip Jun OLIVIER | 0 | 2 | 4 | 2 - 4 (33.33%) | 23 - 31 (42.59%) |
| 6. Martin FERREIRA | 0 | 2 | 4 | 2 - 4 (33.33%) | 16 - 38 (29.63%) |
| 7. Willie DEALE | 0 | 0 | 6 | 0 - 6 (0%) | 3 - 51 (5.56%) |

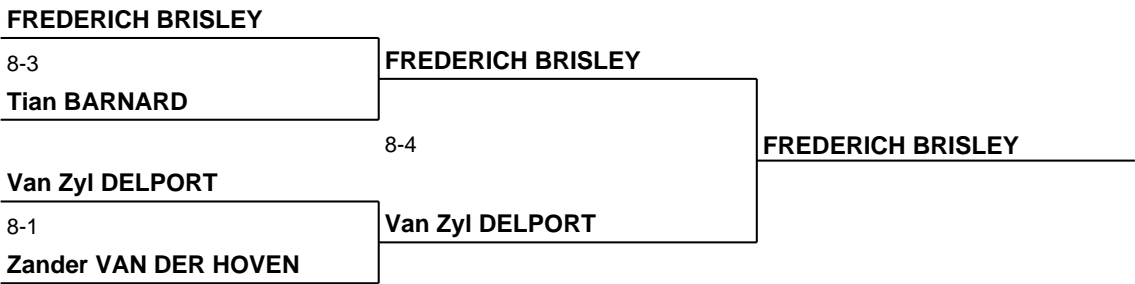
1/2 Playoff



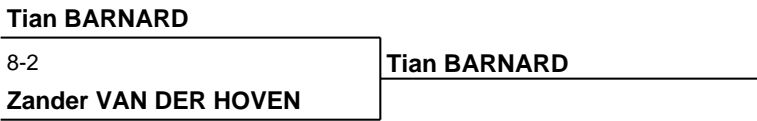
3/4 Playoff



5/6 Playoff



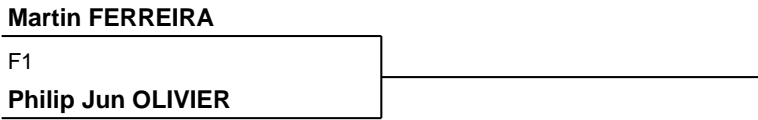
7/8 Playoff



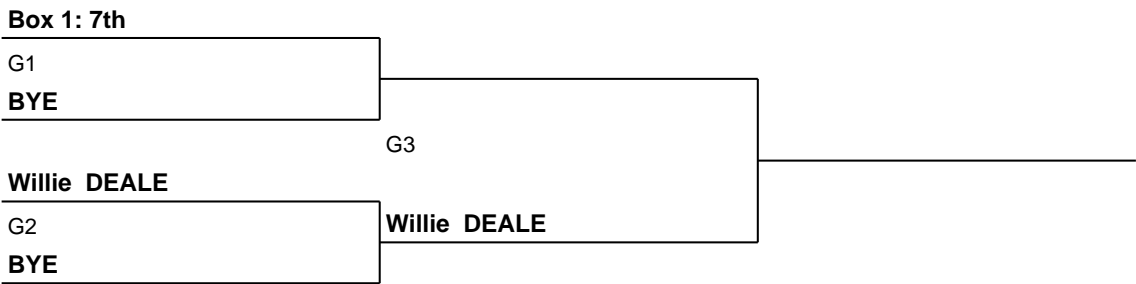
9/10 Playoff



11/12 Playoff



13/14 Playoff



15/16 Playoff

