









2019001 Growthpoint EP Super 8
BS 10

Box 1

				1.	2.	3.	4.	5.	6.
TSA101033	BOR		1.	HEIBERG Ryan		10-1	8-3	0-11	0-11
TSA091333	BOR		2.	MALOTANA Uthandile	1-10		1-10	0-11	3-8
TSA091331	EP		3.	CONRADIE Reghardt	3-8	10-1		0-11	3-8
TSA091007	EP		4.	GROBBELAAR Keagan	11-0	11-0	11-0		10-1
TSA101142	EP		5.	HURTER Alexander	11-0	8-3	8-3	1-10	
TSA101014	GE		6.	WESTERN Cooper	11-0	11-0	11-0	8-3	11-0

Standings	Points	Wins	Losses	Sets	Games
1. Cooper WESTERN	10	5	0	5 - 0 (100%)	52 - 3 (94.55%)
2. Keagan GROBBELAAR	8	4	1	4 - 1 (80%)	46 - 9 (83.64%)
3. Alexander HURTER	6	3	2	3 - 2 (60%)	28 - 27 (50.91%)
4. Ryan HEIBERG	4	2	3	2 - 3 (40%)	18 - 37 (32.73%)
5. Reghardt CONRADIE	2	1	4	1 - 4 (20%)	16 - 39 (29.09%)
6. Uthandile MALOTANA	0	0	5	0 - 5 (0%)	5 - 50 (9.09%)

Box 2

				1.	2.	3.	4.	5.	6.
TSA101143	BOR		1.	MALOTANA Babalwe		9-2	0-11	0-11	1-10
TSA091334	BOR		2.	MALOTANA Uyintado	2-9		0-11	0-11	3-8
TSA091022	WP		3.	KEKANA Hluman	11-0	11-0		10-1	10-1
TSA091069	EP		4.	JANSE VAN RENSBURG Thinus	11-0	11-0	1-10		8-3
TSA111006	EP		5.	ROULSTONE Zeke	11-0	8-3	1-10	3-8	
TSA101025	FS		6.	MANDIC Jovan	10-1	11-0	2-9	6-5	11-0

Standings	Points	Wins	Losses	Sets	Games
1. Hluman KEKANA	10	5	0	5 - 0 (100%)	51 - 4 (92.73%)
2. Jovan MANDIC	8	4	1	4 - 1 (80%)	40 - 15 (72.73%)
3. Thinus JANSE VAN RENSBURG	6	3	2	3 - 2 (60%)	36 - 19 (65.45%)
4. Zeke ROULSTONE	4	2	3	2 - 3 (40%)	23 - 32 (41.82%)
5. Babalwe MALOTANA	2	1	4	1 - 4 (20%)	10 - 45 (18.18%)
6. Uyintado MALOTANA	0	0	5	0 - 5 (0%)	5 - 50 (9.09%)

1/2 Playoff

Cooper WESTERN

A1	Sun Jan 06, 11am	
Hluman KEKANA		

3/4 Playoff

Keagan GROBBELAAR	
Jovan MANDIC	Keagan GROBBELAAR 9-2

5/6 Playoff

Alexander HURTER	
Thinus JANSE VAN RENSBURG	Thinus JANSE VAN RENSBURG 6-5

7/8 Playoff

Ryan HEIBERG	
Zeke ROULSTONE	Ryan HEIBERG 8-3

9/10 Playoff

BYE	
E1 BYE	Babalwe MALOTANA

11/12 Playoff

BYE	
F1 BYE	Uthandile MALOTANA