









2019001 Growthpoint EP Super 8
BS 10

Box 1

| | | | | 1. | 2. | 3. | 4. | 5. | 6. |
|-----------|-----|---|----|-----------------------|------|------|------|------|------|
| TSA101033 | BOR |  | 1. | HEIBERG Ryan | | 10-1 | 8-3 | 0-11 | 0-11 |
| TSA091333 | BOR | | 2. | MALOTANA Uthandile | 1-10 | | 1-10 | 0-11 | 3-8 |
| TSA091331 | EP | | 3. | CONRADIE Reghardt | 3-8 | 10-1 | | 0-11 | 3-8 |
| TSA091007 | EP |  | 4. | GROBBELAAR Keagan | 11-0 | 11-0 | 11-0 | | 10-1 |
| TSA101142 | EP |  | 5. | HURTER Alexander | 11-0 | 8-3 | 8-3 | 1-10 | |
| TSA101014 | GE |  | 6. | WESTERN Cooper | 11-0 | 11-0 | 11-0 | 8-3 | 11-0 |

| Standings | Points | Wins | Losses | Sets | Games |
|-----------------------|--------|------|--------|--------------|------------------|
| 1. Cooper WESTERN | 10 | 5 | 0 | 5 - 0 (100%) | 52 - 3 (94.55%) |
| 2. Keagan GROBBELAAR | 8 | 4 | 1 | 4 - 1 (80%) | 46 - 9 (83.64%) |
| 3. Alexander HURTER | 6 | 3 | 2 | 3 - 2 (60%) | 28 - 27 (50.91%) |
| 4. Ryan HEIBERG | 4 | 2 | 3 | 2 - 3 (40%) | 18 - 37 (32.73%) |
| 5. Reghardt CONRADIE | 2 | 1 | 4 | 1 - 4 (20%) | 16 - 39 (29.09%) |
| 6. Uthandile MALOTANA | 0 | 0 | 5 | 0 - 5 (0%) | 5 - 50 (9.09%) |

Box 2

| | | | | 1. | 2. | 3. | 4. | 5. | 6. |
|-----------|-----|---|----|------------------------------|------|------|------|------|------|
| TSA101143 | BOR | | 1. | MALOTANA Babalwe | | 9-2 | 0-11 | 0-11 | 1-10 |
| TSA091334 | BOR | | 2. | MALOTANA Uyintado | 2-9 | | 0-11 | 0-11 | 3-8 |
| TSA091022 | WP |  | 3. | KEKANA Hlumani | 11-0 | 11-0 | | 10-1 | 10-1 |
| TSA091069 | EP |  | 4. | JANSE VAN RENSBURG Thinus | 11-0 | 11-0 | 1-10 | | 8-3 |
| TSA111006 | EP |  | 5. | ROULSTONE Zeke | 11-0 | 8-3 | 1-10 | 3-8 | |
| TSA101025 | FS |  | 6. | MANDIC Jovan | 10-1 | 11-0 | 2-9 | 6-5 | 11-0 |

| Standings | Points | Wins | Losses | Sets | Games |
|------------------------------|--------|------|--------|--------------|------------------|
| 1. Hlumani KEKANA | 10 | 5 | 0 | 5 - 0 (100%) | 51 - 4 (92.73%) |
| 2. Jovan MANDIC | 8 | 4 | 1 | 4 - 1 (80%) | 40 - 15 (72.73%) |
| 3. Thinus JANSE VAN RENSBURG | 6 | 3 | 2 | 3 - 2 (60%) | 36 - 19 (65.45%) |
| 4. Zeke ROULSTONE | 4 | 2 | 3 | 2 - 3 (40%) | 23 - 32 (41.82%) |
| 5. Babalwe MALOTANA | 2 | 1 | 4 | 1 - 4 (20%) | 10 - 45 (18.18%) |
| 6. Uyintado MALOTANA | 0 | 0 | 5 | 0 - 5 (0%) | 5 - 50 (9.09%) |

1/2 Playoff

Cooper WESTERN

A1 Sun Jan 06, 11am

Hlumani KEKANA

3/4 Playoff

| | |
|-------------------|--------------------------|
| Keagan GROBBELAAR | |
| Jovan MANDIC | Keagan GROBBELAAR 9-2 |

5/6 Playoff

| | |
|---------------------------|----------------------------------|
| Alexander HURTER | |
| Thinus JANSE VAN RENSBURG | Thinus JANSE VAN RENSBURG 6-5 |

7/8 Playoff

| | |
|----------------|---------------------|
| Ryan HEIBERG | |
| Zeke ROULSTONE | Ryan HEIBERG 8-3 |

9/10 Playoff

| | |
|-----------|------------------|
| BYE | |
| E1 BYE | Babalwe MALOTANA |

11/12 Playoff

| | |
|-----------|--------------------|
| BYE | |
| F1 BYE | Uthandile MALOTANA |