








Box 1

			1.	2.	3.	4.
SSCAU		1. [1] VAN DER WALT Jason		11-13, 11-7, 11-4 11-4	15-13, 11-8, 11-6	8-11, 11-3, 11-8 11-6
GTSC		2. [4] TURNER David	13-11, 7-11, 4-11 4-11		11-5, 11-5, 5-11 9-11, 11-7	11-6, 11-7, 11-8
DHSC		3. [5] HAYES Andrew	13-15, 8-11, 6-11	5-11, 5-11, 11-5 11-9, 7-11		11-6, 5-11, 10-12 5-11
WRSC		4. [8] DARTON Cameron	11-8, 3-11, 8-11 6-11	6-11, 7-11, 8-11	6-11, 11-5, 12-10 11-5	

Standings	Points	Wins	Losses	Games	Game Pts
1. [1] Jason VAN DER WALT	6	3	0	9 - 2 (81.82%)	122 - 83 (59.51%)
2. [4] David TURNER	4	2	1	7 - 5 (58.33%)	108 - 104 (50.94%)
3. [8] Cameron DARTON	2	1	2	4 - 7 (36.36%)	89 - 105 (45.88%)
4. [5] Andrew HAYES	0	0	3	3 - 9 (25%)	97 - 124 (43.89%)

Box 2

			1.	2.	3.	4.
CHSSC		1. [2] FORD Jacob		11-3, 10-12, 15-13 12-10	11-3, 11-0, 11-4	11-7, 11-3, 11-6
RP		2. [3] FOYLE Josh	3-11, 12-10, 13-15 10-12		Opponent W/O	11-6, 11-9, 11-7
GTSC		3. [6] EYLES Luke	3-11, 0-11, 4-11	W/O		3-11, 9-11, 11-6 7-11
SSCAU		4. [7] CASHMAN Declan	7-11, 3-11, 6-11	6-11, 9-11, 7-11	11-3, 11-9, 6-11 11-7	

Standings	Points	Wins	Losses	Games	Game Pts
1. [2] Jacob FORD	6	3	0	9 - 1 (90%)	114 - 61 (65.14%)
2. [3] Josh FOYLE	4	2	1	7 - 3 (70%)	71 - 70 (50.35%)
3. [7] Declan CASHMAN	2	1	2	3 - 7 (30%)	77 - 96 (44.51%)
4. [6] Luke EYLES	0	0	3	1 - 9 (10%)	37 - 72 (33.94%)

1/2 Playoff

[1] Jason VAN DER WALT

11-5, 11-6, 11-9 (21m)

[2] Jacob FORD

Jacob FORD

3/4 Playoff

[4] David TURNER	David TURNER
3-11, 11-6, 9-11, 11-9, 14-12 (47m)	
[3] Josh FOYLE	

5/6 Playoff

[8] Cameron DARTON	Cameron DARTON
11-3, 11-6, 9-11, 9-11, 11-4 (39m)	
[7] Declan CASHMAN	

7/8 Playoff

[5] Andrew HAYES	Andrew HAYES
Walkover	
[6] Luke EYLES	