







2018031 Growthpoint Junior Nationals

GS 10








Box 1

				1.	2.	3.	4.	5.	6.
TSA0833	GN		1. [1] JORDAAN Morgan		6-3, 6-3	6-4, 6-2	6-3, 6-2	6-2, 6-2	6-4, 6-3
TSA081191	GE		2. [5] KOEN Sophia	3-6, 3-6		7-6, 6-7, 10-6	6-3, 6-2	6-3, 6-2	3-6, 6-3, 7-10
TSA091003	FS		3. LE GRANGE CARA	4-6, 2-6	6-7, 7-6, 6-10		6-3, 6-2	6-2, 6-3	6-4, 4-6, 11-9
TSA101008	GC		4. HENDRIK Diana	3-6, 2-6	3-6, 2-6	3-6, 2-6		6-3, 6-2	6-3, 3-6, 2-10
TSA091047	GC		5. DISEKO Botshelo	2-6, 2-6	3-6, 2-6	2-6, 3-6	3-6, 2-6		2-6, 2-6
TSA081174	EDEN		6. KOEKEMOER Gabriella	4-6, 3-6	6-3, 3-6, 10-7	4-6, 6-4, 9-11	3-6, 6-3, 10-2	6-2, 6-2	

Standings

	Points	Wins	Losses	Sets	Games
1. [1] Morgan JORDAAN	10	5	0	10 - 0 (100%)	60 - 28 (68.18%)
2. [5] Sophia KOEN	6	3	2	7 - 5 (58.33%)	53 - 45 (54.08%)
3. CARA LE GRANGE	6	3	2	7 - 5 (58.33%)	54 - 46 (54%)
4. Gabriella KOEKEMOER	6	3	2	7 - 6 (53.85%)	49 - 45 (52.13%)
5. Diana HENDRIK	2	1	4	3 - 8 (27.27%)	36 - 51 (41.38%)
6. Botshelo DISEKO	0	0	5	0 - 10 (0%)	23 - 60 (27.71%)

Box 2








				1.	2.	3.	4.	5.	6.	7.
TSA081038	WP		1. [2] DU TOIT Lisa-Marie		6-4, 4-6, 10-8	6-2, 6-2	6-3, 6-2	6-3, 6-2	6-3, 6-3	6-2, 6-3
TSA081235	GC		2. [6] EDWARDS Madison Ann	4-6, 6-4, 8-10		6-2, 6-2	6-2, 6-2	6-2, 6-2	6-2, 6-2	6-2, 6-2
TSA091080	Winel		3. KOTZÉ Christie	2-6, 2-6	2-6, 2-6		3-6, 6-7	2-6, 2-6	4-6, 3-6	2-6, 2-6
TSA091001	NWP		4. VICTOR Gitta-mè	3-6, 2-6	2-6, 2-6	6-3, 7-6		6-2, 6-4	6-2, 6-2	2-6, 2-6
TSA081055	GC		5. JAUSS Carla	3-6, 2-6	2-6, 2-6	6-2, 6-2	2-6, 4-6		2-6, 2-6	3-6, 2-6
TSA091012	GN		6. VAN ZYL Simoné	3-6, 3-6	2-6, 2-6	6-4, 6-3	2-6, 2-6	6-2, 6-2		2-6, 2-6
TSA081098	FS		7. VAN ROOYEN Nestine	2-6, 3-6	2-6, 2-6	6-2, 6-2	6-2, 6-2	6-3, 6-2	6-2, 6-2	

Standings

	Points	Wins	Losses	Sets	Games
1. [2] Lisa-Marie DU TOIT	12	6	0	12 - 1 (92.31%)	71 - 35 (66.98%)
2. [6] Madison Ann EDWARDS	10	5	1	11 - 2 (84.62%)	70 - 31 (69.31%)
3. Nestine VAN ROOYEN	8	4	2	8 - 4 (66.67%)	57 - 41 (58.16%)
4. Gitta-mè VICTOR	6	3	3	6 - 6 (50%)	50 - 55 (47.62%)
5. Simoné VAN ZYL	4	2	4	4 - 8 (33.33%)	42 - 59 (41.58%)
6. Carla JAUSS	2	1	5	2 - 10 (16.67%)	36 - 64 (36%)
7. Christie KOTZÉ	0	0	6	0 - 12 (0%)	32 - 73 (30.48%)










Box 3

				1.	2.	3.	4.	5.	6.	7.
TSA081123	WP		1. [3] VAN VUUREN Angelica		6-4, 6-2	6-3, 6-2	6-2, 6-2	6-2, 6-2	6-2, 3-6, 9-10	6-2, 6-2
TSA081204	Wine		2. [7] KOTZE Milla	4-6, 2-6		6-4, 6-4	6-2, 6-2	6-2, 6-2	4-6, 6-4, 10-7	7-6, 3-6, 10-5
TSA081305	Wine		3. SCHOLTZ Iarissa	3-6, 2-6	4-6, 4-6		2-6, 5-7	6-2, 6-3	3-6, 3-6	5-7, 2-6
TSA081301	FS		4. ERASMUS Mieke	2-6, 2-6	2-6, 2-6	6-2, 7-5		6-4, 6-2	2-6, 3-6	4-6, 4-6
TSA091070	GC		5. DU TOIT Genevieve	2-6, 2-6	2-6, 2-6	2-6, 3-6	4-6, 2-6		2-6, 2-6	3-6, 2-6
TSA091020	NW		6. VAN ZYL Jahnie	2-6, 6-3, 10-9	6-4, 4-6, 7-10	6-3, 6-3	6-2, 6-3	6-2, 6-2		6-4, 6-3
TSA091002	NWP		7. VAN DER MERWE Genna	2-6, 2-6	6-7, 6-3, 5-10	7-5, 6-2	6-4, 6-4	6-3, 6-2	4-6, 3-6	

Standings	Points	Wins	Losses	Sets	Games
1. [3] Angelica VAN VUUREN	10	5	1	11 - 2 (84.62%)	69 - 32 (68.32%)
2. [7] Milla KOTZE	10	5	1	10 - 4 (71.43%)	64 - 50 (56.14%)
3. Jahnie VAN ZYL	10	5	1	11 - 3 (78.57%)	67 - 42 (61.47%)
4. Genna VAN DER MERWE	6	3	3	7 - 6 (53.85%)	60 - 55 (52.17%)
5. Mieke ERASMUS	4	2	4	4 - 8 (33.33%)	46 - 61 (42.99%)
6. Iarissa SCHOLTZ	2	1	5	2 - 10 (16.67%)	45 - 67 (40.18%)
7. Genevieve DU TOIT	0	0	6	0 - 12 (0%)	28 - 72 (28%)

Box 4

				1.	2.	3.	4.	5.	6.	7.
TSA081054	KZN		1. [4] CLARK Olivia		6-4, 6-3	6-4, 6-3	6-3, 6-4	6-2, 6-3	6-2, 6-2	7-6, 6-3
TSA081187			2. [8] ARNDT Imke	4-6, 3-6		3-6, 4-6	2-6, 3-6	4-6, 6-3, 10-4	2-6, 2-6	2-6, 2-6
TSA081283	Wine		3. VILJOEN Philippa	4-6, 3-6	6-3, 6-4		4-6, 6-4, 6-10	6-2, 3-6, 11-9	6-2, 6-3	4-6, 3-6
TSA081095	EP		4. COETZEE Jenna	3-6, 4-6	6-2, 6-3	6-4, 4-6, 10-6		6-2, 6-3	6-3, 6-2	4-6, 6-4, 14-12
TSA101002	GC		5. EDWARDS Jordan	2-6, 3-6	6-4, 3-6, 4-10	2-6, 6-3, 9-11	2-6, 3-6		6-3, 6-3	3-6, 3-6
TSA091117	NWP		6. BRAND LARI	2-6, 2-6	6-2, 6-2	2-6, 3-6	3-6, 2-6	3-6, 3-6		2-6, 3-6
TSA091097	WP		7. MATTHYSEN Logan	6-7, 3-6	6-2, 6-2	6-4, 6-3	6-4, 4-6, 12-14	6-3, 6-3	6-2, 6-3	

Standings	Points	Wins	Losses	Sets	Games
1. [4] Olivia CLARK	12	6	0	12 - 0 (100%)	73 - 39 (65.18%)
2. Jenna COETZEE	10	5	1	10 - 4 (71.43%)	65 - 47 (58.04%)
3. Logan MATTHYSEN	8	4	2	9 - 4 (69.23%)	67 - 46 (59.29%)
4. Philippa VILJOEN	6	3	3	7 - 7 (50%)	58 - 55 (51.33%)
5. Jordan EDWARDS	2	1	5	4 - 10 (28.57%)	45 - 63 (41.67%)
6. [8] Imke ARNDT	2	1	5	2 - 11 (15.38%)	38 - 69 (35.51%)
7. LARI BRAND	2	1	5	2 - 10 (16.67%)	37 - 64 (36.63%)

1/2 Playoff

[1] Morgan JORDAAN

[3] Angelica VAN VUUREN	[1] Morgan JORDAAN 6-3, 6-2
-------------------------	--------------------------------

[2] Lisa-Marie DU TOIT	Morgan JORDAAN 6-3, 6-3
------------------------	----------------------------

[4] Olivia CLARK	[2] Lisa-Marie DU TOIT 6-2, 6-4
------------------	------------------------------------



3/4 Playoff

[3] Angelica VAN VUUREN

B1
[4] Olivia CLARK

5/6 Playoff

[5] Sophia KOEN

C1
[7] Milla KOTZE

[6] Madison Ann EDWARDS

Jenna COETZEE

C3

[6] Madison Ann EDWARDS

Walkover

Madison Ann EDWARDS

7/8 Playoff

BYE

D1
BYE

9/10 Playoff

CARA LE GRANGE

E1
Jahnie VAN ZYL

Nestine VAN ROOYEN

E2
Logan MATTHYSEN

E3

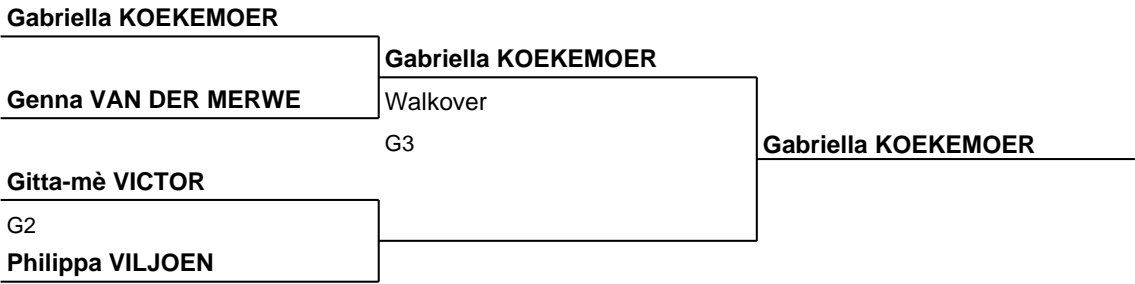
11/12 Playoff

BYE

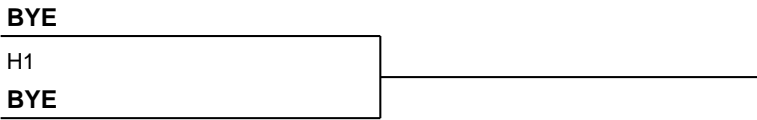
F1
BYE



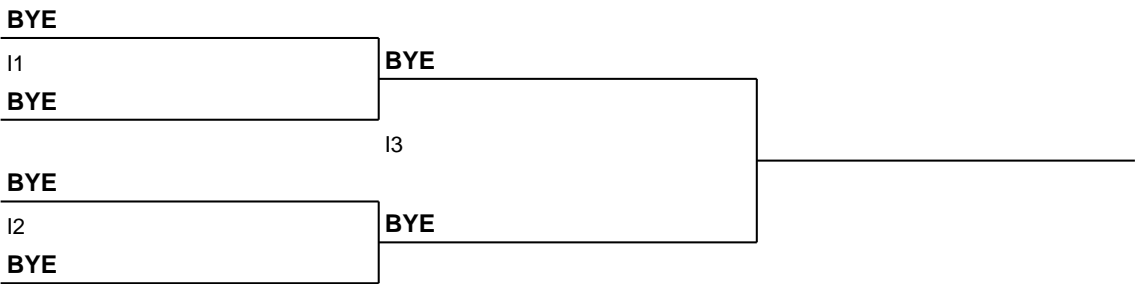
13/14 Playoff



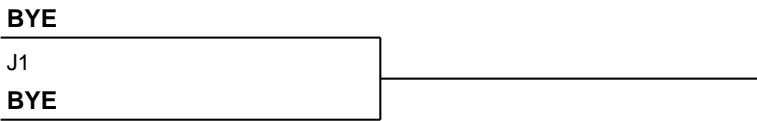
15/16 Playoff



17/18 Playoff



19/20 Playoff



21/22 Playoff



23/24 Playoff



25/26 Playoff



27/28 Playoff

