










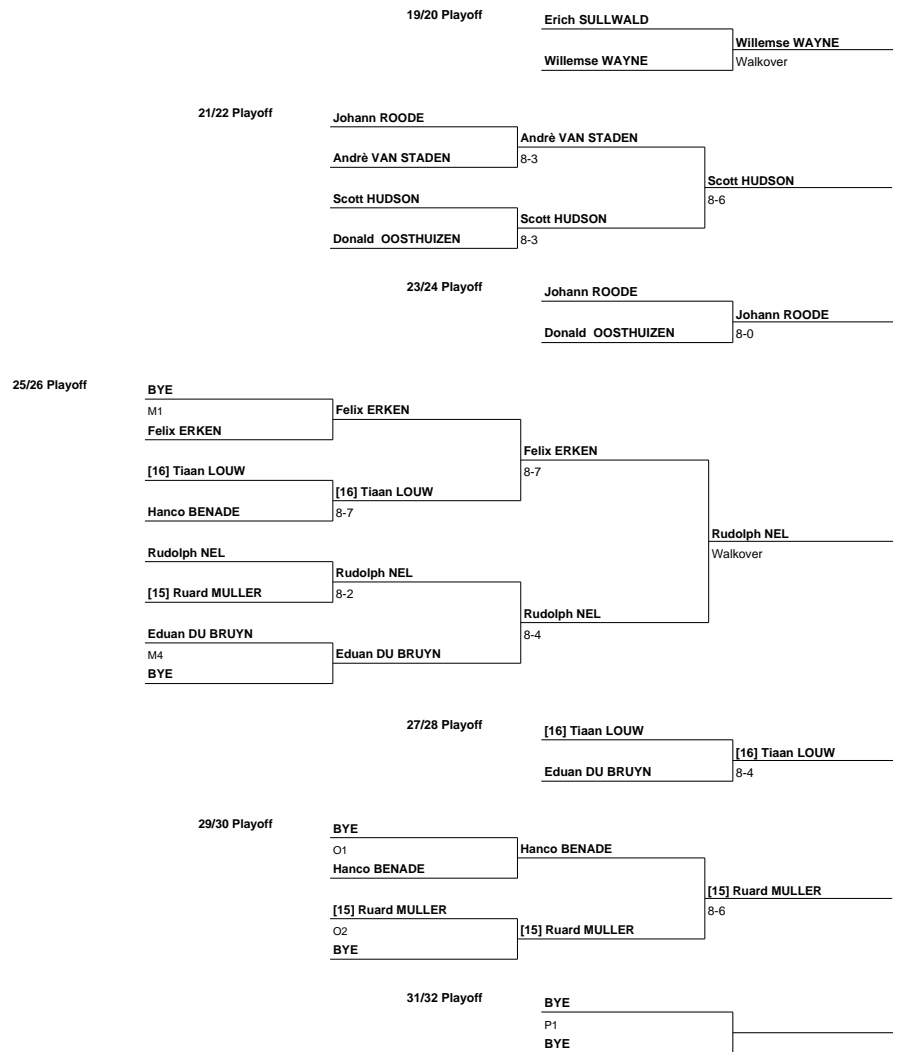


2018 GN Schools Championships  
B U19

Main Draw

1	TSA001419	GN	 [1] Gerhardt BECKER	
2			A1 BYE	[1] Gerhardt BECKER
3	TSA011481	GN	 Bashimane LESHABA	
4	TSA020360		Johann ROODE	8-0
5	TSA030497	GN	 IGOR CILLIERS	
6	TSA001623	GN	Logan REPKO	8-1
7			BYE	[13] Tristan DU PLESSIS
8	TSA011410	GN	 [13] Tristan DU PLESSIS	A4
9	TSA000041	GN	[14] HP LUUS	
10	TSA001537	GN	Ruben DU PREEZ	8-4
11	TSA011525	GN	 AJ TALJAARD	
12	TSA080002	GN	Wilco CILLIERS	8-0
13	TSA001616		Luan LOMBARD	
14	TSA020836	GN	Felix ERKEN	8-5
15			BYE	CV VENTER
16	TSA000402	GN	 CV VENTER	A8
17	TSA011400		 [3] Chrisjan VAN WYK	
18			A9 BYE	[3] Chrisjan VAN WYK
19	TSA021001	GN	Bernardt FRASER	
20	TSA021409	GN	Erich SULLWALD	8-2
21	TSA048869		Thato CHILOANE	
22	TSA021347	GN	Jacques BOSHOF	Walkover
23	TSA021359	GN	Roelof RHEEDER	
24	TSA021436		[16] Tiaan LOUW	[16] Tiaan LOUW
25	TSA001634	GN	 André SNYMAN	
26			A13 BYE	André SNYMAN
27			 conrad GELDENHUIJS	
28	TSA021233	GN	André VAN STADEN	8-3
29	TSA031091	GN	Hanco BENADE	
30	TSA021441	GN	brendan STRYDOM	8-1
31			BYE	[8] Luan BOSCH
32	TSA011408	GN	 [8] Luan BOSCH	A16
33	TSA021376	GN	 [7] Wian VD BERG	
34			A17 BYE	[7] Wian VD BERG
35	TSA021467		 Marius SWANEPOEL	
36	TSA011389	GN	Scott HUDSON	8-5
37	TSA011200	GN	Rudolph NEL	
38	TSA011438	GN	Divan DU PLESSIS	8-3
39			BYE	[10] Lethabo MALOPE
40	TSA000947	GN	A20 [10] Lethabo MALOPE	
41	TSA001586	GN	[15] Ruard MULLER	
42			Ivan KROESE	Walkover
43	TSA021229	GN	 Johann FOURIE	
44			Johann FOURIE	8-5
45	TSA021096		Benji SPANAUHSS	Walkover
46	TSA011351	GN	 Kganya RANAMANE	
47			BYE	[4] Victor PUTTER
48	TSA011396	GN	A24 [4] Victor PUTTER	
49	TSA000299	GN	[6] Jandre VAN WYK	
50			A25 BYE	[6] Jandre VAN WYK
51			Willemse WAYNE	
52	TSA011445	GN	Jermi RAMAKRISHNAN	8-1
53	TSA021429	GN	Rikus BORNMAN	
54			Eduan DU BRUYN	8-1
55			[9] . [BYE]	[11] Wilhelm MARAIS
56	TSA011242		 [11] Wilhelm MARAIS	Walkover
57	TSA021199	GN	[12] Rechardt VON WIELLIGH	
58			[9] . [BYE]	[12] Rechardt VON WIELLIGH
59			Francouis MELLET	Walkover
60	TSA011437	GN	Sidney BADENHORST	8-3
61			BYE	[2] Gerhard SWART
62	TSA011442	GN	A31 Donald OOSTHUIZEN	
63			BYE	[2] Gerhard SWART
64	TSA001638	GN	 [2] Gerhard SWART	A32





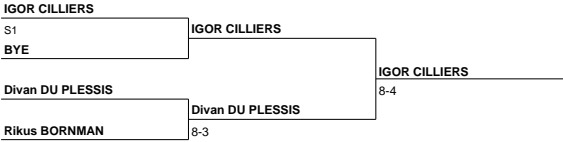
33/34 Playoff



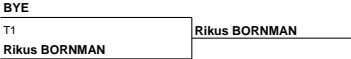
35/36 Playoff



37/38 Playoff



39/40 Playoff



**BYE**  
U1  
**Luan LOMBARD**

**Bernardt FRASER**  
8-7

**Bernardt FRASER**  
8-6  
**brendan STRYDOM**

**Bernardt FRASER**

**BYE**  
U3  
**BYE**

**Jermi RAMAKRISHNAN**  
U6  
**Jermi RAMAKRISHNAN**

**Jermi RAMAKRISHNAN**

**Bernardt FRASER**  
Walkover

**Luan LOMBARD**

V1	<b>Luan LOMBARD</b>
<b>BYE</b>	

```

graph LR
    W1[W1] --- W3[W3]
    W3 --- BYE2[BYE]
    BYE1[BYE] --- W1
  
```

The diagram illustrates a network topology for a packet trace. It shows a source node (BYE) connected to a switch (W1), which is connected to a switch (W3). W3 is connected to a destination node (BYE). The packet trace shows the packet being sent from W1 to W3, and then from W3 to the destination BYE.

**BYE**

X1
<b>BYE</b>

The diagram illustrates a 16-player tournament structure. The initial 16 players are Y1, Y2, Y3, Y4, Y5, Y6, Y7, Y8, and BYE (repeated four times). The tournament progresses through four rounds of matches, with the final match being a walkover for AJ TALJAARD. The diagram includes various labels such as 'BYE', 'AJ TALJAARD', and '[9] . [BYE]'.

**Round 1 (Initial 16 Players):**

- Y1, Y2, Y3, Y4, Y5, Y6, Y7, Y8, BYE, BYE, BYE, BYE

**Round 2 (8 Players):**

- Y9, Y10, Y11, Y12, Y13, Y14, Y15, Y16

**Round 3 (4 Players):**

- Y17, Y18, Y19, Y20

**Round 4 (Final Match):**

- AJ TALJAARD (Walkover)

BYE	
Z1	
BYE	

The diagram illustrates a multi-branching tree structure. It starts with a single root node on the left, which branches into four separate paths. Each path consists of a sequence of nodes connected by horizontal lines. The nodes are labeled as follows:
 

- Branch 1 (top): **BYE**, AA1, **BYE**
- Branch 2: **BYE**, AA2, **BYE**
- Branch 3: **BYE**, AA3, **BYE**
- Branch 4 (bottom): **BYE**, AA4, **BYE**

 The vertical alignment of the **BYE** labels on the left indicates that they represent the same hierarchical level. The horizontal lines connect the nodes in sequence, showing the flow of the tree structure. The final **BYE** node on each branch is connected to a single vertical line on the right, which then continues as a single horizontal line, suggesting a common endpoint or a continuation of the structure.

BYE	
AB1	
BYE	

57/58 Playoff



59/60 Playoff



61/62 Playoff



63/64 Playoff

