

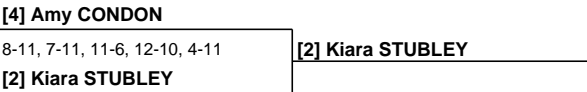
2018 DayaTech Cairns Junior Squash Championships

U15 Girls

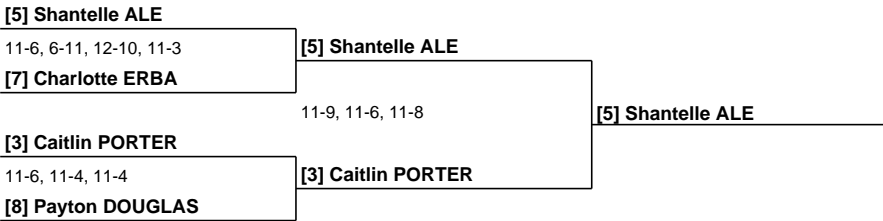
Main Draw



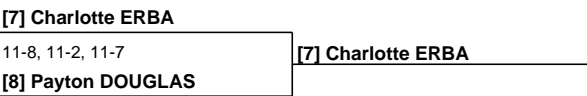
Position 3-4



Position 5-8



Position 7-8



[illegible]

BYE	
F1	
BYE	

Timing diagram for a 3-wire serial interface. The diagram shows three data lines: G1, G2, and G3. Each line starts with a 'BYE' signal, followed by a data burst, and ends with another 'BYE' signal. The data bursts for G1 and G2 are of equal duration, while the burst for G3 is longer. The 'BYE' signals are of equal duration. The lines are labeled G1, G2, and G3 on the right side.

BYE	
H1	
BYE	