






2017120 Growthpoint Super 8 Boland
WD

Bracket 1

| | | | | | |
|----|------------------------|----------------|---|---------------------------------|-----------------------|
| 1 | TSA000124 TSA000124 | Winel Winel |  [1] Corin DE WAAL [1] Rochelle PIENAAR | | |
| 2 | | | A1 BYE | [1] DE WAAL / PIENAAR | |
| 3 | TSA001584 TSA001584 | Winel Winel | Anna HOSKING Anke MALAN | | [1] DE WAAL / PIENAAR |
| 4 | TSA001492 TSA001492 | GC GC |  CELESTE BOTHA Helena VAN EEDEN | BOTHA / VAN EEDEN Walkover | Walkover |
| 5 | TSA001471 TSA001471 | Winel Winel | [4] Nicole DONNELLY [4] Lungile NTULI | | [1] DE WAAL / PIENAAR |
| 6 | | | A3 BYE | [4] DONNELLY / NTULI | 7-5, 6-1 |
| 7 | TSA010405 TSA010405 | Winel Winel | Evangeline DU TOIT Elmarie SWANEPOEL | | [4] DONNELLY / NTULI |
| 8 | TSA349 TSA349 | WP WP | Courtney FYVIE Daneldi POTGIETER | DU TOIT / SWANEPOEL 6-2, 6-3 | 6-2, 7-5 |
| 9 | TSA021419 TSA021419 | EDEN EDEN |  Karla GROBBELAAR Jane VAN WYK | | [2] BOUWER / TURCK |
| 10 | TSA011412 TSA011412 | GN GN | Amonette THERON Jo-ane VERHOEF | THERON / VERHOEF 6-1, 6-2 | 6-1, 7-5 |
| 11 | | | BYE | | [3] BURGER / PORTWIG |
| 12 | TSA021386 TSA021386 | Winel Winel | A6 [3] Maretha BURGER [3] Jessica PORTWIG | [3] BURGER / PORTWIG | 6-1, 6-1 |
| 13 | TSA021369 TSA021369 | FS FS |  Alta BRINK GIZELLE NAUDE | | [2] BOUWER / TURCK |
| 14 | TSA990569 TSA990569 | |  Samantha JOHNSON Nicole TWIGGE | BRINK / NAUDE Walkover | 6-1, 6-3 |
| 15 | | | BYE | | [2] BOUWER / TURCK |
| 16 | TSA991682 TSA991682 | Winel Winel | A8 [2] Kaylin BOUWER [2] Janneke TURCK | [2] BOUWER / TURCK | 6-0, 6-4 |

