











20171111 GN Wilson Mini 3  
BS 10

Box 1

				1.	2.	3.	4.	5.	6.	7.	8.
TSA081096	EDEN		1. LAMPRECHT Devilliers		2-5	0-7	3-4	2-5	4-3	0-7	1-6
TSA071403	GC		2. GRUSIN Ethan	5-2		0-7	7-0	5-2	7-0	4-3	3-4
TSA091029	GC		3. LEVINER Guy	7-0	7-0		7-0	6-1	7-0	6-1	6-1
TSA071058	GC		4. SWEIDAN Levi	4-3	0-7	0-7		7-0	7-0	2-5	4-3
TSA081000	GC		5. RAUBENHEIMER Troy	5-2	2-5	1-6	0-7		7-0	2-5	3-4
TSA091036	GN		6. MOSTERT Kelly	3-4	0-7	0-7	0-7	0-7		0-7	1-6
TSA081051	GN		7. MEIRING Sean	7-0	3-4	1-6	5-2	5-2	7-0		5-2
TSA071316	GN		8. FOKO Mosedi	6-1	4-3	1-6	3-4	4-3	6-1	2-5	

Standings	Points	Wins	Losses	Sets	Games
1. Guy LEVINER	14	7	0	7 - 0 (100%)	46 - 3 (93.88%)
2. Sean MEIRING	10	5	2	5 - 2 (71.43%)	33 - 16 (67.35%)
3. Ethan GRUSIN	10	5	2	5 - 2 (71.43%)	31 - 18 (63.27%)
4. Mosedi FOKO	8	4	3	4 - 3 (57.14%)	26 - 23 (53.06%)
5. Levi SWEIDAN	8	4	3	4 - 3 (57.14%)	24 - 25 (48.98%)
6. Troy RAUBENHEIMER	4	2	5	2 - 5 (28.57%)	20 - 29 (40.82%)
7. Devilliers LAMPRECHT	2	1	6	1 - 6 (14.29%)	12 - 37 (24.49%)
8. Kelly MOSTERT	0	0	7	0 - 7 (0%)	4 - 45 (8.16%)

Box 2

				1.	2.	3.	4.	5.	6.	7.	8.
TSA091011	GC		1. ZUNGU Gugu		6-1	2-5	2-5	6-1	2-5	5-2	5-2
TSA071215	GC		2. LAFFER Gidon	1-6		3-4	1-6	2-5	4-3	2-5	6-1
TSA071103	GC		3. VAN WYK JN	5-2	4-3		4-3	0-7	4-3	5-2	6-1
TSA081015	GC		4. KODESH Jamie	5-2	6-1	3-4		5-2	Tuk 18 Nov 9:00am	6-1	6-1
TSA081184	GN		5. SWANEPOEL Lourens	1-6	5-2	7-0	2-5		2-5	3-4	5-2
TSA071182	Winel		6. SWART Rohann	5-2	3-4	3-4	Tuk 18 Nov 9:00am	5-2		5-2	7-0
TSA071272	GN		7. MC CRATE CF	2-5	5-2	2-5	1-6	4-3	2-5		5-2
TSA081159	GN		8. DU PREEZ Dieter	2-5	1-6	1-6	1-6	2-5	0-7	2-5	

Standings	Points	Wins	Losses	Sets	Games
1. JN VAN WYK	12	6	1	6 - 1 (85.71%)	28 - 21 (57.14%)
2. Jamie KODESH	10	5	1	5 - 1 (83.33%)	31 - 11 (73.81%)
3. Rohann SWART	8	4	2	4 - 2 (66.67%)	28 - 14 (66.67%)
4. Gugu ZUNGU	8	4	3	4 - 3 (57.14%)	28 - 21 (57.14%)
5. Lourens SWANEPOEL	6	3	4	3 - 4 (42.86%)	25 - 24 (51.02%)
6. CF MC CRATE	6	3	4	3 - 4 (42.86%)	21 - 28 (42.86%)
7. Gidon LAFFER	4	2	5	2 - 5 (28.57%)	19 - 30 (38.78%)
8. Dieter DU PREEZ	0	0	7	0 - 7 (0%)	9 - 40 (18.37%)



Box 3

				1.	2.	3.	4.	5.	6.	7.	8.
TSA071077	GC		1. PEARL Ethan		1-6	4-3	0-7	7-0	3-4	6-1	1-6
TSA071248	GC		2. POGIR Jared	6-1		6-1	4-3	5-2	5-2	7-0	4-3
TSA071372	GC		3. THORNHILL-DAVIS Milo	3-4	1-6		1-6	3-4	1-6	6-1	3-4
TSA071254	GC		4. MOKETE Moeketsi	7-0	3-4	6-1		7-0	5-2	7-0	2-5
TSA081166			5. DE WIT Luan	0-7	2-5	4-3	0-7		6-1	4-3	3-4
TSA081044	LIM		6. BOSCH Johan	4-3	2-5	6-1	2-5	1-6		7-0	2-5
TSA091084	GN		7. GEORGHIADES Anessio	1-6	0-7	1-6	0-7	3-4	0-7		1-6
TSA071219	NW		8. BELL Michaël	6-1	3-4	4-3	5-2	4-3	5-2	6-1	

Standings	Points	Wins	Losses	Sets	Games
1. Jared POGIR	14	7	0	7 - 0 (100%)	37 - 12 (75.51%)
2. Michaël BELL	12	6	1	6 - 1 (85.71%)	33 - 16 (67.35%)
3. Moeketsi MOKETE	10	5	2	5 - 2 (71.43%)	37 - 12 (75.51%)
4. Johan BOSCH	6	3	4	3 - 4 (42.86%)	24 - 25 (48.98%)
5. Ethan PEARL	6	3	4	3 - 4 (42.86%)	22 - 27 (44.9%)
6. Luan DE WIT	6	3	4	3 - 4 (42.86%)	19 - 30 (38.78%)
7. Milo THORNHILL-DAVIS	2	1	6	1 - 6 (14.29%)	18 - 31 (36.73%)
8. Anessio GEORGHIADES	0	0	7	0 - 7 (0%)	6 - 43 (12.24%)

Box 4

				1.	2.	3.	4.	5.	6.	7.	8.	9.
TSA091019	GC		1. LEVINER Jarryn		4-3	5-2	5-2	6-1	6-1	7-0	Tuk 18 Nov 8:00am	7-0
TSA081173	GC		2. CORBETT Cameron	3-4		5-2	6-1	Tuk 18 Nov 8:00am	5-2	7-0	7-0	7-0
TSA071396	GC		3. GRONEMANN Jamie	2-5	2-5		4-3	4-3	5-2	7-0	3-4	7-0
TSA081034	GC		4. ROUT Riddhiman	2-5	1-6	3-4		3-4	4-3	7-0	4-3	7-0
TSA071370			5. DE WIT Zane	1-6	Tuk 18 Nov 8:00am	3-4	4-3		4-3	7-0	5-2	7-0
TSA081002	GN		6. CORNELISSEN Henco	1-6	2-5	2-5	3-4	3-4		7-0	4-3	7-0
TSA101001	GN		7. MOSTERT Jamie	0-7	0-7	0-7	0-7	0-7	0-7		2-5	7-0
TSA071405	GN		8. FREISLICH Christiaan	Tuk 18 Nov 8:00am	0-7	4-3	3-4	2-5	3-4	5-2		7-0
TSA081157	NW		9. KOCK Wynand	0-7	0-7	0-7	0-7	0-7	0-7	0-7	0-7	

Standings	Points	Wins	Losses	Sets	Games
1. Jarryn LEVINER	14	7	0	7 - 0 (100%)	40 - 9 (81.63%)
2. Cameron CORBETT	12	6	1	6 - 1 (85.71%)	40 - 9 (81.63%)
3. Zane DE WIT	10	5	2	5 - 2 (71.43%)	31 - 18 (63.27%)
4. Jamie GRONEMANN	10	5	3	5 - 3 (62.5%)	34 - 22 (60.71%)
5. Riddhiman ROUT	8	4	4	4 - 4 (50%)	31 - 25 (55.36%)
6. Christiaan FREISLICH	6	3	4	3 - 4 (42.86%)	24 - 25 (48.98%)
7. Henco CORNELISSEN	6	3	5	3 - 5 (37.5%)	29 - 27 (51.79%)
8. Jamie MOSTERT	2	1	7	1 - 7 (12.5%)	9 - 47 (16.07%)
9. Wynand KOCK	0	0	8	0 - 8 (0%)	0 - 56 (0%)

