



2017022 Gauteng North Belgrave  
BS 10

Box 1

				1.	2.	3.	4.	5.
TSA090007	Franc		1.	RAGUIN Ntungamili			W/O	
TSA071181	GC		2.	DANNHAUSER Jaco		3-4	3-4	6-1
TSA071116			3.	OPPENBERG Noah	4-3		1-6	6-1
TSA071167	GE		4.	VAN ECK Arron	Opponent W/O	6-1		7-0
TSA081027	GN		5.	MALUNGA Lebone	1-6	1-6	0-7	





Standings	Points	Wins	Losses	Sets	Games
1. Arron VAN ECK	8	4	0	4 - 0 (100%)	23 - 4 (85.19%)
2. Noah OPPENBERG	6	3	1	3 - 1 (75%)	17 - 10 (62.96%)
3. Jaco DANNHAUSER	4	2	2	2 - 2 (50%)	18 - 9 (66.67%)
4. Lebone MALUNGA	2	1	3	1 - 3 (25%)	8 - 19 (29.63%)
5. Ntungamili RAGUIN	0	0	4	0 - 4 (0%)	0 - 24 (0%)

Box 2

				1.	2.	3.	4.	5.	6.
TSA072546			1.	BAJWA Arjun	7-0	2-5	5-2	1-6	7-0
TSA071127	GC		2.	PRINSLOO Kyle	0-7		3-4	2-5	4-3
TSA071103	GC		3.	VAN WYK JN	5-2	7-0		5-2	6-1
TSA081066	GN		4.	VAN DEN BERG Malan	2-5	4-3	0-7	2-5	7-0
TSA081045	GN		5.	SUMMERS Jayden	6-1	5-2	5-2		6-1
TSA081012	GN		6.	MULKAY Kian	0-7	3-4	1-6	1-6	






Standings	Points	Wins	Losses	Sets	Games
1. JN VAN WYK	10	5	0	5 - 0 (100%)	30 - 5 (85.71%)
2. Jayden SUMMERS	8	4	1	4 - 1 (80%)	24 - 11 (68.57%)
3. Arjun BAJWA	6	3	2	3 - 2 (60%)	22 - 13 (62.86%)
4. Malan VAN DEN BERG	4	2	3	2 - 3 (40%)	15 - 20 (42.86%)
5. Kyle PRINSLOO	2	1	4	1 - 4 (20%)	9 - 26 (25.71%)
6. Kian MULKAY	0	0	5	0 - 5 (0%)	5 - 30 (14.29%)

Box 3

				1.	2.	3.	4.	5.	6.	
TSA091019	GC		1.	LEVINER Jarryn		1-6	4-3	7-0	5-2	3-4
TSA070071	GE		2.	SHIPALANA Kulani	6-1		3-4	6-1	6-1	3-4
TSA081047	GC		3.	NGWENYA Nhlakanipho	3-4	4-3		4-3	3-4	2-5
TSA071102	GN		4.	NEL Luan	0-7	1-6	3-4		1-6	6-1
TSA071152	GN		5.	BADENHORST Neill	2-5	1-6	4-3	6-1		3-4
TSA071175	GN		6.	VAN DER LAAN Rynard	4-3	4-3	5-2	1-6	4-3	

Standings	Points	Wins	Losses	Sets	Games
1. Rynard VAN DER LAAN	8	4	1	4 - 1 (80%)	18 - 17 (51.43%)
2. Kulani SHIPALANA	6	3	2	3 - 2 (60%)	24 - 11 (68.57%)
3. Jarryn LEVINER	6	3	2	3 - 2 (60%)	20 - 15 (57.14%)
4. Neill BADENHORST	4	2	3	2 - 3 (40%)	16 - 19 (45.71%)
5. Nhlakanipho NGWENYA	4	2	3	2 - 3 (40%)	16 - 19 (45.71%)
6. Luan NEL	2	1	4	1 - 4 (20%)	11 - 24 (31.43%)

Box 4

				1.	2.	3.	4.	5.	6.
TSA071077	GC		1. PEARL Ethan		0-7	4-3	4-3	5-2	2-5
TSA091029	GC		2. LEVINER Guy	7-0		7-0	6-1	7-0	7-0
TSA071058	GC		3. SWEIDAN Levi	3-4	0-7		0-7	4-3	3-4
TSA090011	GN		4. MEYER Handré	3-4	1-6	7-0		6-1	1-6
TSA071101	GN		5. FOURIE Ruann	2-5	0-7	3-4	1-6		1-6
TSA081014	MPUM		6. STRYDOM Wian	5-2	0-7	4-3	6-1	6-1	

Standings	Points	Wins	Losses	Sets	Games
1. Guy LEVINER	10	5	0	5 - 0 (100%)	34 - 1 (97.14%)
2. Wian STRYDOM	8	4	1	4 - 1 (80%)	21 - 14 (60%)
3. Ethan PEARL	6	3	2	3 - 2 (60%)	15 - 20 (42.86%)
4. Handré MEYER	4	2	3	2 - 3 (40%)	18 - 17 (51.43%)
5. Levi SWEIDAN	2	1	4	1 - 4 (20%)	10 - 25 (28.57%)
6. Ruann FOURIE	0	0	5	0 - 5 (0%)	7 - 28 (20%)

1/2 Playoff

Arron VAN ECK	Rynard VAN DER LAAN
Rynard VAN DER LAAN	4-3
JN VAN WYK	Rynard VAN DER LAAN
JN VAN WYK	4-3
Guy LEVINER	4-3

3/4 Playoff

Arron VAN ECK	
Guy LEVINER	Guy LEVINER
	4-3

5/6 Playoff

Noah OPPENBERG	
Kulani SHIPALANA	Jarryn LEVINER
	6-1
Jayden SUMMERS	Jarryn LEVINER
	4-3
Wian STRYDOM	Jayden SUMMERS
	5-2

7/8 Playoff

Noah OPPENBERG	
Wian STRYDOM	Noah OPPENBERG
	5-2

9/10 Playoff

Jaco DANNHAUSER	
Jarryn LEVINER	Kulani SHIPALANA
	5-2
Arjun BAJWA	Kulani SHIPALANA
	6-1
Ethan PEARL	Arjun BAJWA
	4-3

11/12 Playoff

Jaco DANNHAUSER	
Ethan PEARL	Ethan PEARL
	4-3

13/14 Playoff

Lebone MALUNGA		
Neill BADENHORST	Neill BADENHORST	
Neill BADENHORST	7-0	
Malan VAN DEN BERG		Neill BADENHORST
Handré MEYER	Handré MEYER	5-2
Handré MEYER	4-3	

15/16 Playoff

Lebone MALUNGA		
Malan VAN DEN BERG	Malan VAN DEN BERG	
Malan VAN DEN BERG	5-2	