

**Main Draw**

The diagram illustrates the tournament structure, showing the progression of teams through various rounds. The teams are listed with their names, positions, and scores. The bracket is color-coded: blue for the top half and red for the bottom half.

**Top Half (Blue):**

- Quarter-Finals:**
  - [1] Adam POWER (Waterford) vs [12] David CAFFERKY (Galway)
  - [8] Ben LYNCH (Galway) vs [7] Eoin MULLERY (Waterford)
  - [10] Kai GRIFFITH (Waterford) vs [4] Carl CROWE (Dublin)
  - [3] Advik AJAY (Dublin) vs [6] Samuel HANN (Dublin)
- Semi-Finals:**
  - [1] Adam POWER vs [4] Carl CROWE
  - [3] Advik AJAY vs [2] John Luke DAY
- Final:** [1] Adam POWER vs [5] David CONNELL

**Bottom Half (Red):**

- Quarter-Finals:**
  - [12] David CAFFERKY (Galway) vs [7] Eoin MULLERY (Waterford)
  - [6] Samuel HANN (Dublin) vs [5] David CONNELL (Galway)
- Semi-Finals:**
  - [12] David CAFFERKY vs [7] Eoin MULLERY
  - [6] Samuel HANN vs [5] David CONNELL
- Final:** [12] David CAFFERKY vs [5] David CONNELL

**Position 3-4:**

- [4] Carl CROWE
- [3] Advik AJAY

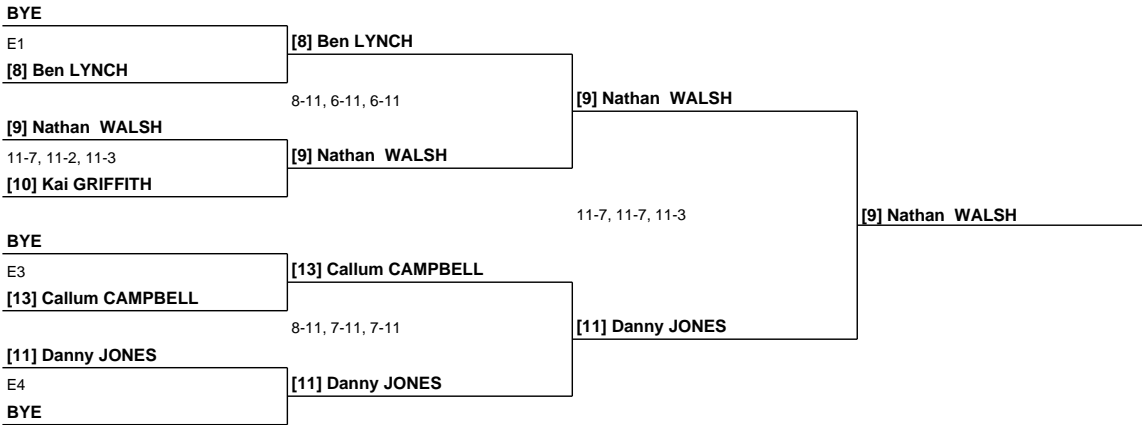
**Position 5-8:**

- [12] David CAFFERKY
- [7] Eoin MULLERY
- [6] Samuel HANN
- [5] David CONNELL

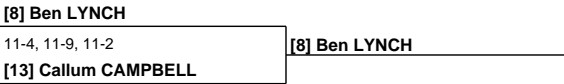
**Position 7-8:**

- [12] David CAFFERKY
- [5] David CONNELL


Position 9-16



Position 11-12



Position 13-16



Position 15-16

